

Where's My Lesson?: Organizing your Children's Ministry

Does your church provide a culture for serving?

Organizing a Team

Teachers- Reasons why people do not volunteer

Teacher Application

Volunteer Guidelines

Teacher Training

Creating a Team

Teacher Sign Up/Scheduling

Resource Preparation

Lesson Plans-

Get a Curriculum

Take the time to plan your lesson schedule for the year

Create an Order of Service Guideline for your Teachers

Prepare the Lessons for your teachers

Make Lessons accessible to the Teacher

Communication

Communication with Teachers

Communication with Parents

Classrooms

Check In Process

Clearly Defined Rooms Classes

Supplies - Crayons, art supplies, game supplies

Kay Farmer



kay.farmer78@gmail.com

Organizing Your Children's Ministry: Where's My Lesson?

**Does your church provide
a culture for serving?**

What is your #1 Need?



Teachers

Reasons why you might have a problem creating a team:

Why don't people volunteer?

Volunteer
Toronto

2010 Canada Survey of Giving, Participating and Volunteering

- 68% Do not have time
- 62% Issue of long-term commitment
- 53% Gave money instead of time
- 44% “Nobody asked me”
- 27% Health problem or physically unable
- 26% No interest in volunteering
- 24% Did not know how to get involved
- 18% Financial cost of volunteering

Teacher Application

RIVERSIDE KIDS TEACHER/HELPER/TRANSLATOR APPLICATION

NAME _____ TODAY'S DATE: _____

PHONE #: _____ EMAIL: _____

WHAT IS THE BEST METHOD OF CONTACTING YOU? ☐ E-MAIL ☐ TEXT ☐ CALL
☐ FACEBOOK

WHAT LANGUAGES DO YOU SPEAK FLUENTLY? ARE YOU WILLING TO TRANSLATE?

ARE YOU CERTIFIED IN CPR/FIRST AID? ☐ YES ☐ NO

ARE YOU WILLING TO ATTEND TRAINING THROUGHOUT THE YEAR?
☐ YES ☐ NO

HAVE YOU ATTENDED RIVERSIDE CHURCH BUDAPEST FOR MORE THAN 6 MONTHS?
☐ YES ☐ NO WHEN DID YOU FIRST ATTEND? _____

DO YOU ATTEND AT LEAST 2 SERVICES A MONTH IN ADDITION TO THE TIMES YOU
WILL BE SERVING? ☐ YES ☐ NO

WHICH AGE GROUP DO YOU PREFER TO WORK WITH?
☐ TODDLERS- 18MONTHS TO 3 YEARS
☐ PRE-K/K - 3-5 YEARS
☐ ELEMENTARY- 1ST TO 5TH GRADE

HAVE YOU TAUGHT OR HELPED IN SUNDAY SCHOOL/CHILDREN'S CHURCH IN
OTHER CHURCHES? ☐ YES ☐ NO

IF YES, WHERE? WHAT DID YOU TEACH?

FOR THE SAFETY OF OUR CHILDREN,
PLEASE HONESTLY ANSWER THE FOLLOWING QUESTIONS...

HAVE YOU EVER BEEN...

CONVICTED, PLEAD GUILTY TO, OR HAVE PENDING CHARGES OF USING/SELLING
DRUGS? ☐ YES ☐ NO

ARRESTED FOR A CRIMINAL OFFENSE OTHER THAN MINOR TRAFFIC VIOLATION?
☐ YES ☐ NO

CONVICTED, PLEAD GUILTY TO, OR HAVE PENDING CHARGES FOR DUI? ☐ YES ☐ NO

CONVICTED, PLEAD GUILTY TO, OR HAVE PENDING CHARGES OF CHILD ABUSE/
NEGLECT? ☐ YES ☐ NO

Volunteer Guidelines

Riverside Kids Volunteer Handbook and Guidelines

Ministry Areas

The Family Room

This space is available for parents with babies and for parents and children that wish to stay together during the service. This room is attached to our overflow space so that the parent can still listen to the service as their child plays.

The Wave Room

This classroom is for Toddlers ages 18mo to 3 years. This is a class led by a teacher and helpers. We participate in play, singing songs and tell a Bible story with this age group. This room is for parents to leave their child. If the parent wishes to stay with their child, they can use the Family Room.

The Rainbow Room

This classroom is for Preschool/Kindergarten ages. This is a class led by a teacher and helpers. We participate in active play and the Bible is taught through StoryTime, fun worship songs with motions, games, activities and color sheets. This is the beginning to build relationships with each other and leaders while learning about God.

The Fun Factory

This classroom consists of 1st-5th graders. This is a class led by a teacher and helper. We learn through fun characters and videos and hands on games. Our lessons include Bible stories and teaching through every day examples and lessons. A fun environment is the setting for kids to build strong relationships with each other and their leaders all while learning about God.

Riverside Kids Check-In

Riverside Kids Check-In & Welcome team is vital to our success. This is where families are greeted; children are checked in and guided to their environments. Our check-in volunteers are warm and friendly and help our families have a safe and great experience.

Riverside Kids with Different Abilities

This is our special ministry to kids with special needs. Volunteers are paired up with special needs children and accompany and assist them throughout the 9:30 and 11:15 services. Teachers work with all age groups.

Teacher, Helper, Translator

We cannot do it alone. Riverside Kids consists of many individuals caring for all of our kids. We have teachers, helpers and translators to effectively care for the Kids that call Riverside Church their church home. To better understand who does what, read the definitions below.

Teacher

Is an individual who serves both services at least 1 time a month. They prepare the lesson and all activities that go along with the lesson before their Sunday to serve.

Elementary

RIVERSIDE KIDS

TEACHER TRAINING

ELEMENTARY-

During the month of January, we will have teacher training for all teachers, translators and helpers currently serving and anyone who wants to serve in Riverside Kids.

Who: Anyone who serves or wants to serve in the Elementary (Fun Factory) Kids

What: Elementary Teacher Training

Where: Downstairs in the New Office (former Tai Massage)

When: January 19th During 2nd Service or January 26th During 1st Service.
(The same training will be in both sessions. You can choose which one you can attend)

Please let Kay know which training you will be attending. Thank You!

Resource Prep

Lesson Plans

Curriculum

2-3s Bible App for Kids Lesson Plans

Date	Story	App to Use
	2019	
2/17/19	In The Beginning	Bible App for Kids
2/24/19	The Beginning	Beginner's Bible
3/3/2019	Adam and Eve	
3/10/2019	The First Sin	
3/17/19	The Sneaky Snake	
3/24/19	Two by Two	
3/31/19	Noah's Ark	
4/7/19	The Tall Tower	
4/14/19	God's Amazing Promise	
4/21/19	Easter Party with Pre-K	
4/28/19	A New Home	
5/5/19	Abraham's Big Test	
5/12/19	The Visitors	
5/19/19	A Bride for Isaac	
5/26/19	Isaac's Blessing	
6/2/19	Jacob's Dream	
6/9/19	Jacob and Esau	
6/16/19	The Dreamer	
6/23/19	Joseph's Robe	
6/30/19	Dreams Come True	
7/7/19	Pharaoh's Dream	
7/14/19	Joseph's Family	
7/21/19	A Baby and a Bush	
7/28/19	A Baby in a Basket	
8/4/19	The Burning Bush	
8/11/19	The Plagues	
8/18/19	Let My People Go	
8/25/19	God Makes a Way	

Pre-K 3-5s Growing With God Lesson Plans

Date	Story	Teacher
	2020	
1/5/2020	Jesus At the Temple	
1/12/2020	John Preaches in the Desert	
1/19/2020	John Baptizes Jesus	
1/26/2020	Woman at the Well	
2/2/2020	A Sick Boy is Made Well	
2/9/2020	Jesus Chooses Helpers	
2/16/2020	Jesus' Prayer	
2/23/2020	Friends Help a Lame Man	
3/1/2020	One Man thanks Jesus	
3/8/2020	Jesus Loves Children	
3/15/2020	A Rich Man's Questions	
3/22/2020	Jesus Loves Zacchaeus	
3/29/2020	The Poor Woman's Gift	
4/5/2020	Jesus Enters Jerusalem	PALM S
4/12/2020	The Empty Tomb	EASTE
4/19/2020	The Road to Emmaus	
4/26/2020	Jesus is Alive	
5/3/2020	Paul Tells About Jesus	
5/10/2020	Singing in Jail	
5/17/2020	Paul Obeys God	
5/24/2020	A Boy helped Paul	
5/31/2020	Safe in a Shipwreck	
6/7/2020	God Makes the World	
6/14/2020	God Made Animals	
6/21/2020	God Made People	
6/28/2020	God Loves Adam and Eve	
	Building the Big Boat	
	Loading the Big Boat	
	Safe in the Boat	
	God Sends a Rainbow	
	Abraham Obeys God	
	Lot Chooses First	
	Isaac Is Born	

LESSON PLANNING FOR THE YEAR

2020 FUN FACTORY LESSON SCHEDULE

DATE	Series/Lesson	HIGH VOLTAGE and SUPERBOOK Curriculum
Jan 5	STANDOUT Lesson #2	Jul 5 VBS
Jan 12	STANDOUT Lesson #3	Jul 12 SUPERBOOK- Teach Us to Pray
Jan 19	SUPERBOOK	Jul 19 SUPERBOOK- The Miracles of Jesus
Jan 26	How 2 #1	Jul 26 SUPERBOOK- Jesus Feeds the Hungry
Feb 2	How 2 #2	Aug 2 SUPERBOOK- Jesus Heals the Blind
Feb 9	How 2 #3	Aug 9 SUPERBOOK- Lazarus
Feb 16	How 2 #4	Aug 16 SUPERBOOK- The Good Samaritan
Feb 23	How 2 #5	Aug 23 SUPERBOOK- The Prodigal Son
Mar 1	How 2 #6	Aug 30 SUPERBOOK- Samuel and the Call of God
Mar 8	How 2 #7	Sep 6 Tell Me a Story #1
Mar 15	How 2 #8	Sep 13 Tell Me a Story #2
Mar 22	Teach Us to Pray #1	Sep 20 Tell Me a Story #3
Mar 29	Teach Us to Pray #2	Sep 27 Tell Me a Story #4
Apr 5	Teach Us to Pray #3	Oct 4 Tell Me a Story #5
Apr 12	Easter-Instant/Party	Oct 11 Tell Me a Story #6
Apr 19	Teach Us to Pray #4	Oct 18 Healing #1
Apr 26	Teach Us to Pray #5	Oct 25 Healing #2
May 3	Teach Us to Pray #6	Nov 1 Healing #3
May 10	Spy Kids- Daniel #1	Nov 8 Healing #4
May 17	Spy Kids- Daniel #2	Nov 15 Healing #5
May 24	Spy Kids- Daniel #3	Nov 22 The Real Christmas #1
May 31	Spy Kids- Daniel #4	Nov 29 The Real Christmas #2
Jun 7	Spy Kids- Daniel #5	Dec 6 The Real Christmas #3
Jun 14	Spy Kids- Daniel #6	Dec 13 Christmas Program
Jun 21	SUPERBOOK	Dec 20 The Real Christmas #4
Jun 28	SUPERBOOK	Dec 27 The Real Christmas #5

Create an Order of Service for Each Class

RIVERSIDE TODDLER LESSON PLAN

Class Schedule	Location	Task
Kids Arrive	Play area	Play with toys, Bubbles, Playdough
Music	TV Corner	Play age appropriate DVDs for the kids during class
Song		Intentionally lead the kids in 1 song during class time
Bible Story and Prayer	IPAD or Beginner's Bible	We use 2 apps for the Lesson. The Bible App for Kids or Beginner's Bible App
	Bible Story:	You will find your story for the day on the list on the outside of the blue binder. Look for today's date.
Game/Activity	Anywhere in the Room	This could be simple like a balloon or ball toss. Just something to engage them
Color Sheets/Table activity	Square Table with white Stools	Each lesson comes with a color/activity sheet. Send everyone to the tables and let them finish out the morning together colouring and chatting with each other!
PLAY	Anywhere in the Room	Play with toys, Bubbles, Playdough

RIVERSIDE 3-5 YR OLDS LESSON PLAN

Class Schedule	Location	Task
Rules	Carpet Squares/White Board	Go over Rules- Face the Front, Look, Listen, Cross Applesauce
Big Idea	Carpet Squares/White Board	Teach the Big Idea of the Day with Motions/ Write Board
	God's Word and Me Big Idea:	
Prayer Requests	Carpet Squares/White Board	Write Kid's Names on board and ask for Prayer Request. Assign a different child to pray for someone's request. Go around the room and let each child pray for the person they were given. Teacher closes in Prayer.
Song	TV Corner	Fast, upbeat song with motions. Time to get some energy and wiggles out!
	Song:	
Game	Anywhere in the Room	Game time is meant to get the kids up and moving. Relay games, Group games, anything to get some energy out and also reinforce the lesson.
	Game:	
Song	TV Corner	Slower song with motions. Choose a song that will prepare the kids to be ready to listen during the story.
	Song:	
Bible Story and Prayer	Square Carpets	Bible story is from the Lesson Plan. Use the picture pages as well. Be sure to end in prayer.
	Bible Story:	
Game/Activity	Anywhere in the Room	Many of the lessons have several activities that go along with them, and are easier to connect to the lesson after they have already heard the story. Also you could do a game with Questions from the Bible Story.
	Game/Activity:	
Color Sheets/Table activity	Round Tables	Each lesson comes with a color/activity sheet. Send everyone to the tables and let them finish out the morning together colouring and chatting with each other!

ELEMENTARY 6-11 YR OLDS LESSON PLAN

Class Schedule	What to do/ What's Needed
Kids Arrive/ Hangout / Free Play	Kids arrive and play games until the break time and Worship starts back in the sanctuary- Play music while they are playing games
Countdown	Play the 5 minute countdown to get ready for cleanup
Fruit of the Spirit Slide	Review with the kids the Fruits of the Spirit we have learned so far
Today's Fruit of the Spirit	Intro today's Fruit of the Spirit talk about what it is and what it means-
Spark Video	Play Spark video #1. Ask question after about what was wrong with the characters in the video. What are they missing?
Whatchagaddaknow Time	Slide with Big Ray, Review Slide, Last video Big Ray Review..whatchagaddaknow
Game Time	Game: Materials Needed:
Bible Lesson Time with Slides	Today's lesson is about:
Spark Video	Play Spark Video #2- This will look the same as the first video, but will be the better version of how to reflect the fruit of the Spirit
Power Verse Time	Power Verse video introduced by Terry Yaki, Power Verse Review Slide
Call to Action Time	Lesson and Slides- includes Object Lesson
REWIND GAME	Review Game can play using fly swatters, and 2 contestants, or just asking the kids, raise hands to answer.

Prepare the Lessons for your teachers

Printed Lessons, Activity Pages, Color Sheets

Make Lessons accessible to your teachers



Pre-K and Elementary Kids Teaching Schedule

October 6- October 27

DATE	10/06/18	10/13/18	10/20/18	10/27/18
Pre-K 1st service	Teacher-Tawo Helper- Natalie G.	Teacher- Paulina Helper- John Abi	Teacher- Jeanette Helper- Jeanette	Teacher- Nikita Helper-
Pre-K 2nd service	Teacher- Tawo Helper-	Teacher- Paulina Helper- Jeanette	Teacher- Jeanette Helper- Jeanette	Teacher- Nikita Helper-
Elementary 1st service	Teacher- Kay Helper/Translator-	Teacher- Kay Helper/Translator- Quan	Teacher- Kay Helper/Translator-	Teacher- Kay Helper/Translator-
Elementary 2nd service	Teacher- Enko Helper- Kay	Teacher- Quan Helper/Translator- Kay	Teacher- Kay Translator-	Teacher- Kay Translator-
Toddlers 1st service	Teacher- Apollo Helper- Li Ching	Teacher- Helper-	Teacher- Monica Helper-	Teacher- Monica Helper-
Toddlers 2nd service	Teacher- Monica Helper-	Teacher- Monica Helper-	Teacher- Monica Helper-	Teacher- Monica Helper-

Pre-K and Elementary Kids Teaching Schedule

November 3- November 24

DATE	11/03/18	11/10/18	11/17/18	11/24/18
Pre-K 1st service	Teacher- Natalie G. Helper-	Teacher- Helper-	Teacher- Helper-	Teacher- Helper-
Pre-K 2nd service	Teacher- Helper-	Teacher- Helper-	Teacher- Helper-	Teacher- Helper-
Elementary 1st service	Teacher- Translator-	Teacher- Translator-	Teacher- Translator-	Teacher- Translator-
Elementary 2nd service	Teacher- Translator-	Teacher- Translator-	Teacher- Translator-	Teacher- Translator-
Toddlers 1st service	Teacher- Helper-	Teacher- Helper-	Teacher- Helper-	Teacher- Helper-
Toddlers 2nd service	Teacher- Helper-	Teacher- Helper-	Teacher- Helper-	Teacher- Helper-

Comment Tag Photo Options Send



Communication



Edit

Riverside Kids Teachers and Helpers >

Secret Group • 23 Members

Communication With Teachers

Pre-K and Elementary Kids Teaching Schedule

March 1- March 29

DATE	1/3/20	8/3/20	15/3/20	22/3/20	29/3/20
Pre-K 1 st service	Teacher- John Helper- Sarang	Teacher- Rafi Helper-	Teacher-Taiwo Helper-	Teacher- Helper- Lauren Ni	Teacher-Nikila Helper-
Pre-K 2 nd service	Teacher- John Helper- Sarang	Teacher- Rafi Helper- Bethany, Abigail	Teacher-Taiwo Helper- Abigail	Teacher- Helper- Lauren Ni	Teacher-Nikila Helper-
Elementary 1 st service	Teacher- Kay Translator-	Teacher- Nikila Translator-	Teacher- Quan Translator-	Teacher- Translator-	Teacher- Krista Translator-
Elementary 2 nd service	Teacher- Kay Translator-	Teacher- Nikila Translator-	Teacher- Quan Translator-	Teacher- Enikó Translator-	Teacher- Enikó Translator-
Toddlers 1 st service	Teacher- Phil Helper-	Teacher- Kay Helper- Lauren	Teacher- Rafi Helper-	Teacher- Helper- Mira	Teacher- Agatha Helper-Mira
Toddlers 2 nd service	Teacher-Karmi Helper-	Teacher- Marimer Helper-	Teacher- Rafi Helper- Gabi	Teacher- Marimer Helper- Abigail	Teacher- Monica Helper- Gabi

FAMILY DEVOTION

The Fruit of the Spirit: “Love”



“If I Love God, Then I’ll Love You!”



“Whoever does not love does not know God, because God is love.”
- 1 John 4:8

Say:

It’s easy to love those we enjoy being around. Our friends, our family, and those who make us happy are easy to show God’s love to. However, it is often difficult for us to show love to those who are different than us, irritate us, or are mean to us.

Read:

Luke 19:1-10

Ask/Discuss:

- What line of work was Zacchaeus in?
- Why couldn’t Zacchaeus see Jesus over the crowd?
- How did Zacchaeus end up being able to see Jesus?
- Did the religious people like the fact that Jesus went to Zacchaeus’ house?

Say:

Those who claim to be followers of Jesus don’t have the right to pick and choose who they love. Instead, we must show God’s love to EVERYONE! It is to be THE defining element of our lives. Jesus said, “They will know you are my disciples by your love for one another.” Each one of us - if we love God - MUST love others.

Ask/Discuss:

- Who are some people that are difficult to love?
- What are some ways we can show love to those people?

Say:

Every chance we get, we must speak kindly, show mercy, and be gracious to those around us. That will be what shows that we REALLY love God.

Pray:

Pray with your children that they will always show love to others. Pray that LOVE will always be a fruit that is evident in their lives.

Communication with Parents



Edit

Riverside Kids Budapest >

Closed Group • 21 Members

November 16 5pm-8pm

← →
**PARENTS
NIGHT OUT**
← →
Kids Night in

Ages 3-11 500 Forint per child
Pizza, Pajamas, Movie and Game Night

RIVERSIDE KIDS

Riverside Kids: What to expect

Check In :

If this is your 1st time with us, we will register your child at the Check-In table. When you come back the next time, you will be able to check in at the iPad Table. Here, they will receive a name tag with their name and location of their class. You can check in at any time before class when you arrive. Classes are open 1st service at 9:25am and 2nd service at 11:10am. Children can begin going into the classroom at these times and they will not participate in the adult service.

Classes with Teachers:



Toddlers Class Ages 18 mo-3 yrs



Pre-School and Kindergarten



Elementary 1st-5th Grade

The Family Room:


This space is available for Parents with Babies and for parents and children that wish to stay together during the service. This room is attached to our overflow space so that the parent can still listen to the service as your child plays.

Child Pick Up:

Children will not be dismissed to go to their parents. They will stay in the classroom until a parent comes to pick them up.

Parents Communication:

We have a Private Facebook Group for our Parents: Riverside Kids Budapest Here we post pictures each Sunday and also Parent resources. If you would like to join this group, please let us know.




Greeting from Kay:

If you have any additional questions, please feel free to see me or contact me

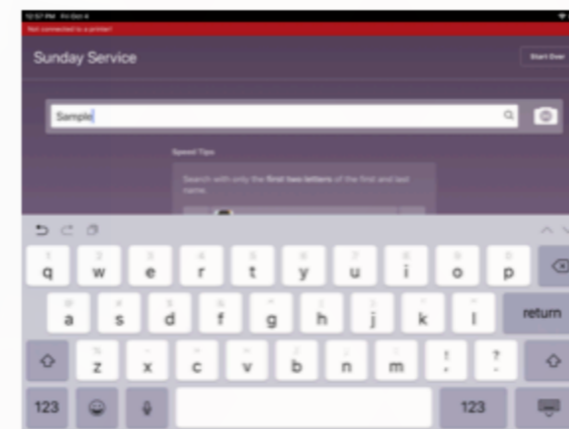
Riverside Kid's Pastor - Kay Farmer

Classrooms

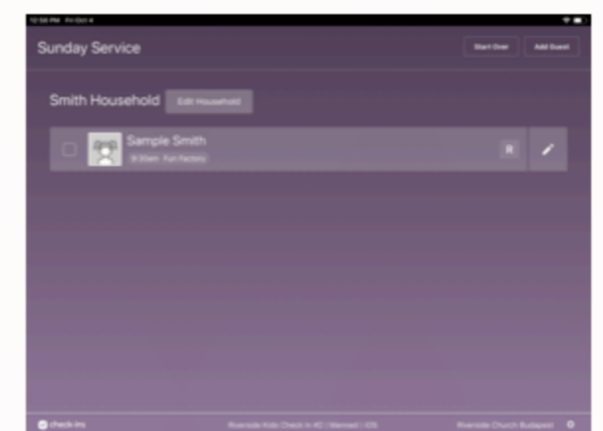


RIVERSIDE KIDS Check In

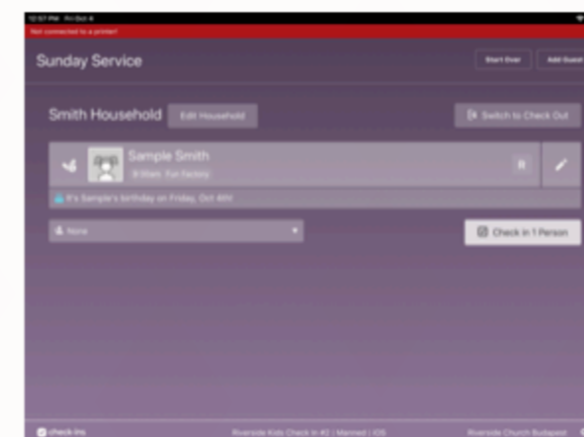
Step 1: Type in child's first or last name



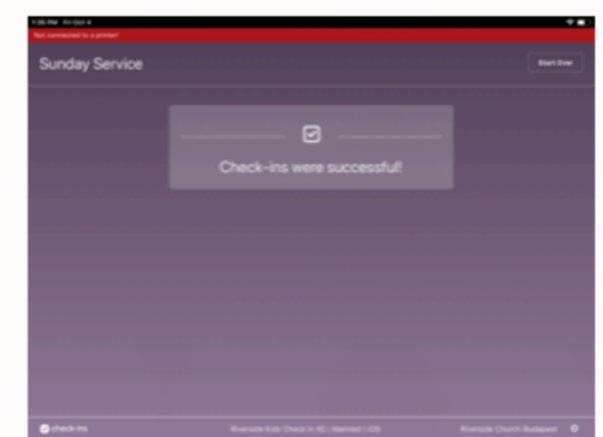
Step 2: Touch the box to the left of your child's name



Step 3: Touch Check in 1 (or more) persons



Step 4: Go to the check in desk to receive your name tag



Classroom are open 1st service 9:25, 2nd service 11:10











Special Needs Buddies

Kay Farmer



kay.farmer78@gmail.com